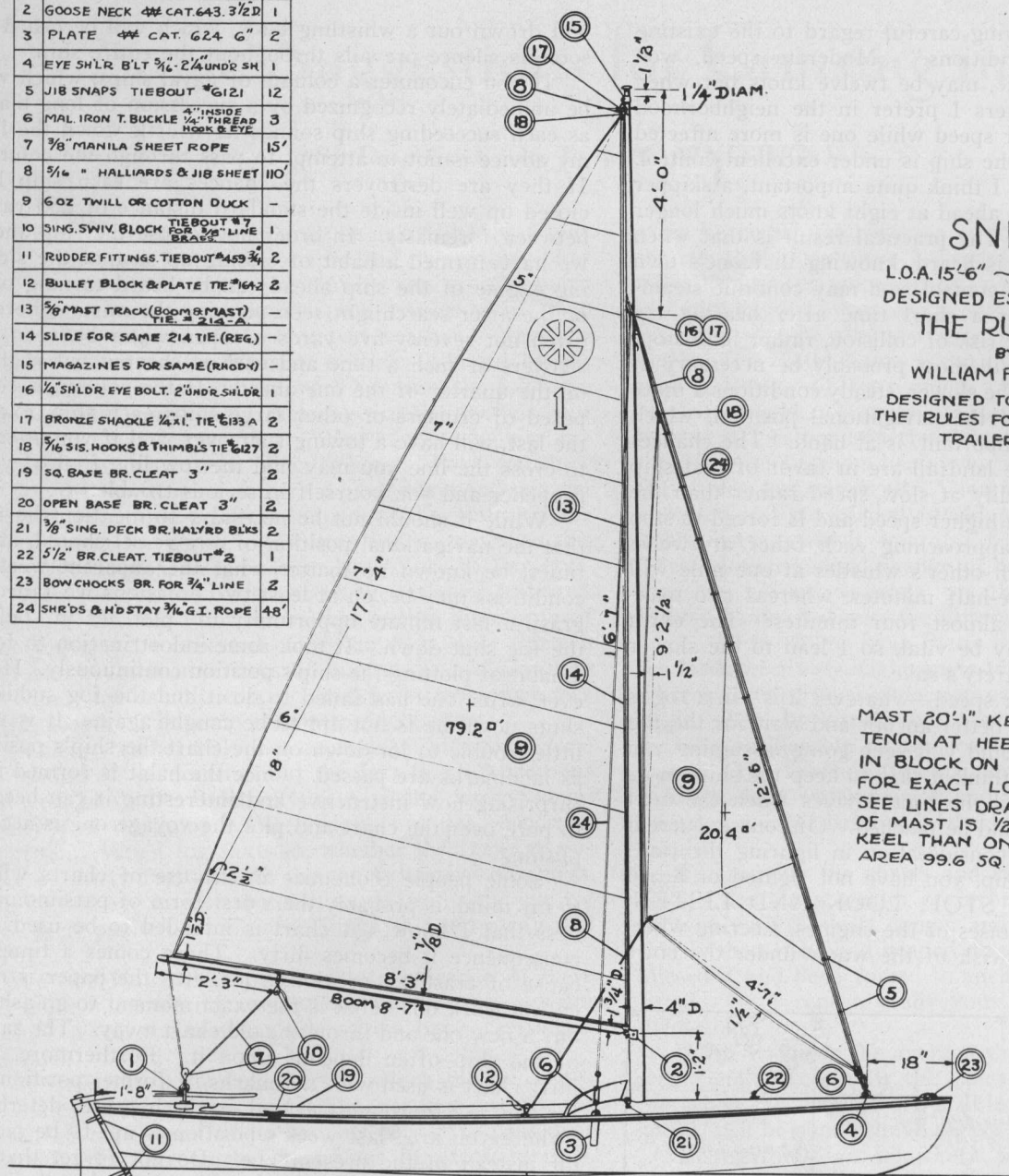


NO DESCRIPTION AMT

1	TRAV'LR # CAT. 646. 3/8"	1
2	GOOSE NECK # CAT. 643. 3/2"	1
3	PLATE # CAT. 624. 6"	2
4	EYE SH'L'R B'LT 3/16" 2 1/4" UNDR SH	1
5	JIB SNAPS TIEBOUT # G121	12
6	MAL IRON T. BUCKLE 1/4" THREAD HOOK & EYE	3
7	3/8" MANILA SHEET ROPE	15'
8	3/16" HALLIARDS & JIB SHEET	110'
9	60Z TWILL OR COTTON DUCK	-
10	SING. SWIV. BLOCK FOR 3/8" LINE	1
11	RUDDER FITTINGS TIEBOUT # 459 3/4"	2
12	BULLET BLOCK & PLATE TIE # 1642	2
13	3/8" MAST TRACK (BOOM & MAST TIE # 214 - REG.)	-
14	SLIDE FOR SAME 214 TIE (REG.)	-
15	MAGAZINES FOR SAME (RHODY)	-
16	1/4" SH'LDR EYE BOLT. 2" UNDR SH'LDR	1
17	BRONZE SHACKLE 1/4" X 1" TIE # 133 A	2
18	3/16" SIS. HOOKS & THIMBLS TIE # 127	2
19	SQ. BASE BR. CLEAT 3"	2
20	OPEN BASE BR. CLEAT 3"	2
21	3/8" SING. DECK BR. HALY'RD BLKS	2
22	5/2" BR. CLEAT. TIEBOUT # 2	1
23	BOW CHOCKS BR. FOR 3/4" LINE	2
24	SHR'DS & HD STAY 3/16" G.I. ROPE	48'



SNIPPE

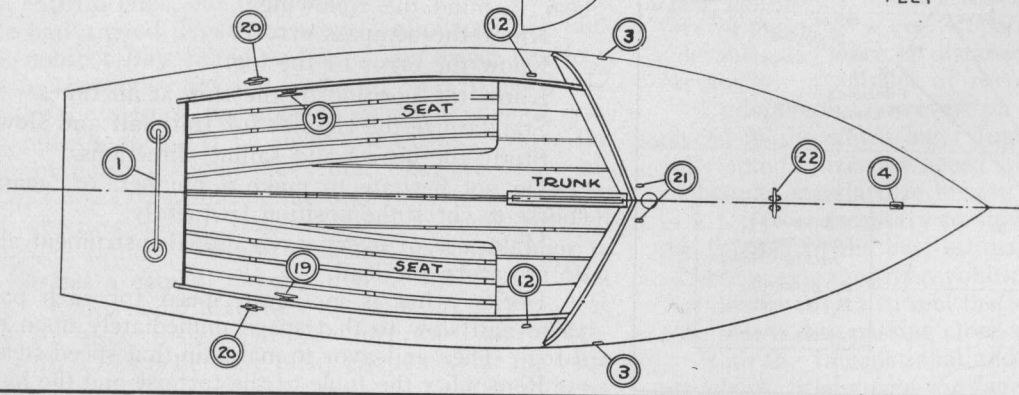
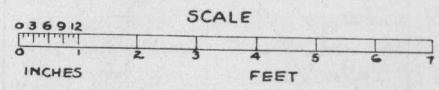
L.O.A. 15'-6" ~ BEAM 5'-0"
 DESIGNED ESPECIALLY FOR
 THE RUDDER


BY
 WILLIAM F. GROSBY
 DESIGNED TO COMPLY WITH
 THE RULES FOR THE FLORIDA
 TRAILER CLASS

MAST 20'-1" - KEEL TO TRUCK
 TENON AT HEEL TO FIT MORTISE
 IN BLOCK ON KEEL BATTEN
 FOR EXACT LOCATION OF MAST
 SEE LINES DRAWING. CENTER LINE
 OF MAST IS 1/2" FURTHER FOR'D AT
 KEEL THAN ON DECK. TOTAL SAIL
 AREA 99.6 SQ. FT

SEE
 DETAIL

SEE
 DETAIL





Length overall 15'-6"

Beam 5'-0"

The little craft presented this month is designed to comply with the almost countless requests that have been received for a small, safe, modern race boat. It is expected that a great many "Snipes" will be built during the summer and winter. As a one design class they are sporty and reasonably priced

FLORIDA, long one of the strongholds of outboard racing, has "gone sail boat" and the formation of the "Trailer Class" has been the result. The Trailer Class, be it known, is a one design racing class for sailboats with rules that specify 100 or less square feet of sail area and a length not to exceed sixteen feet. There are no other rules and as a result it is expected that many of these little craft will result. The idea is to put the boats on trailers, the same as outboards, and tow them about from regatta to regatta.

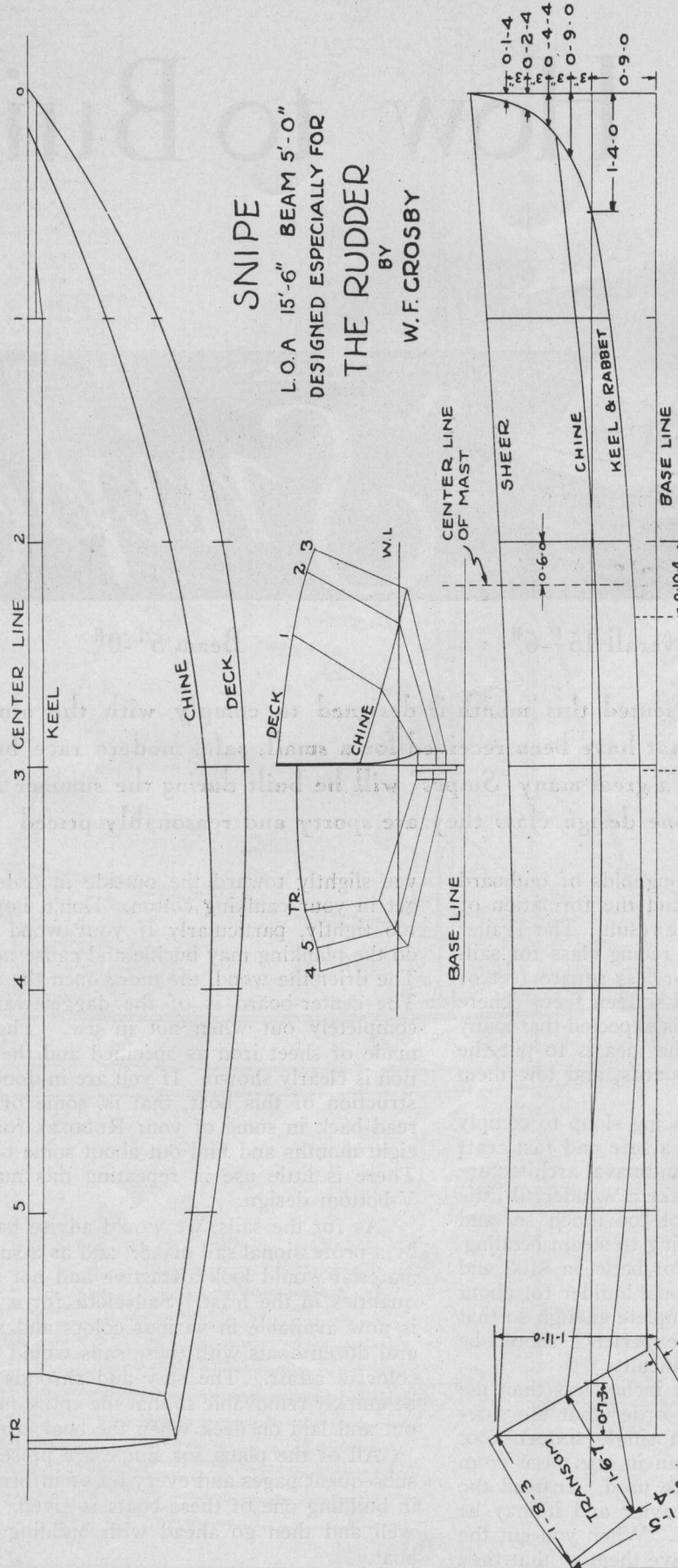
Snipe is a design for a small racing sloop to comply with these rules. She should make a safe and fast craft and as for sailing ability, if figures and naval architecture are to be relied upon, Snipe will make a wonderful little sailing craft. She is light, yet not too much so, and may be built entirely without resorting to steam bending. She should be built by the owner for between \$100 and \$150, sails and all and by a professional builder for about double that sum. The plans are complete enough so that anyone with a little boat building experience should be able to put her together without difficulty.

Her length has been kept at six inches less than the maximum required by the rules in order that the sides may be made without butts, for a single sixteen foot plank, a standard length, may be run in one piece from bow to stern. No seam battens are used. Instead the planking has been made a little heavier and it may be caulked and puttied and made tight. When you cut the edges of the planks at the seams leave them so that they

vee slightly toward the outside in order that you may get in your caulking cotton. Don't, however, caulk her too tightly, particularly if your wood is dry. If you do the planking may buckle and cause no end of trouble. The drier the wood, the more open the seams should be. The center-board is of the dagger variety which lifts completely out when not in use. The board itself is made of sheet iron as specified and the entire construction is clearly shown. If you are in doubt about the construction of this boat, that is, some of the fine details, read back in some of your RUDDERS for the past six or eight months and find out about some of the fine points. There is little use in repeating this material for every V-bottom design.

As for the sails, we would advise having them made by a professional sail maker, and as a suggestion, colored material would look attractive and not affect the sailing qualities in the least. Sail cloth for a boat of this size is now available in various colors and a regatta of several dozen boats with these sails would certainly make a colorful affair. The stay and shrouds are designed to be quickly removable so that the entire mast may be taken out and laid on deck when the boat is put on its trailer.

All of the plans for Snipe are presented on this and subsequent pages and every bit of information to aid you in building one of these boats is given. Study the plans well and then go ahead with building this peppy little boat.



SNIPE
 L.O.A 15'-6" BEAM 5'-0"
 DESIGNED ESPECIALLY FOR
THE RUDDER
 BY
W.F. CROSBY

NOTE
 DO NOT SCALE THIS DRAWING IT IS ONLY A REPRODUCTION AND IS CERTAIN TO BE OUT OF SCALE
 ALL DIMENSIONS ARE IN FEET, INCHES AND EIGHTHS AND ARE TO OUTSIDE OF PLANKING STATIONS SPACED 2-7-0. BASE LINE 0-9-0 BELOW WATER LINE
 MEASUREMENTS ARE FROM BASE LINE UP OR FROM CENTER LINE OUT

TABLE OF OFFSETS

STATIONS	0	1	2	3	4	5
KEEL		0-6-3	0-3-6	0-2-4	0-2-1	0-1-5
RABBET		0-6-3	0-3-6	0-2-4	0-2-6	0-4-4
CHINE		0-11-1	0-9-0	0-8-0	0-8-1	0-9-6
SHEER	2-1-7	1-11-4	1-9-7	1-8-6	1-8-1	1-8-4
CHINE		0-10-4	1-7-5	2-0-3	2-1-1	1-10-4
DECK		1-5-7	2-2-6	2-6-0	2-4-7	2-1-1